






PLANET of the Paper PEOPLE

PAPER MINIATURES BY P.D. MAGNUS
DEC. 2003

NOW SHOWING

GOBLINS & WOLVES

				
Ferg Thriplek	Ferg T. sans staff	Proggie the Dogsheep	Sheriff Jahko	Sheriff Klahk

I ran out of space, so you don't get the character stories as part of the file this month. To see it all, visit RPGnet or the column homepage:

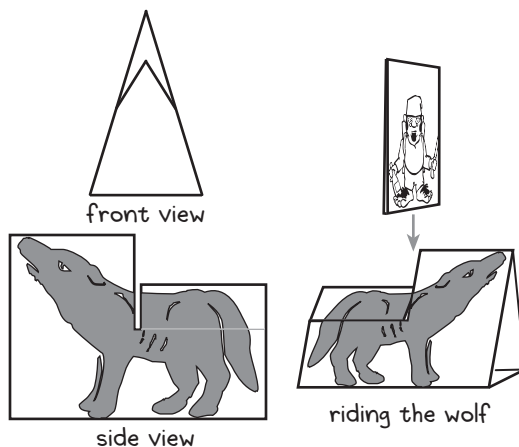
<http://www.rpg.net/news+reviews/collists/ppp.html>











<http://magnusludus.com/ppp.html>

☑ Riding wolves

To assemble the riding wolves, cut out the slot in the middle of the figure. Fold down the 'glue' tabs so that the wolf's rump is lower than his head and glue or tape them (as shown). Finally, connect the bottom tabs in the usual way.

If you tuck in the bottom tabs of a Halfling or Goblin figure, then you can slot them in when they're riding the wolf. When they dismount, just take them off the wolf and fold out the bottom tabs.



				
				
wolf	wolf	wolf	riding wolf	riding wolf